


Solenoid Valves

refnox



RSV Series of Solenoid Valves

Complete range of solenoid valves for refrigeration, freezing and air conditioning plant.

◆ Features

- * RSV solenoid valves are direct-operated or servo-operated valves, which is applicable to one direction flow.
- * RSV solenoid valves are used on the liquid, air suction or hot gas defrost line of a freezer, cold store and air conditioning units on domestic and industrial applications.
- * Valve seat of Model RSV solenoid valves are well sealed with perfect sealing performance and long time warranty.
- * RSV solenoid valves have various voltage type and the valve body is universal.
- * RSV Solenoid valves are NC type
- * Maximum design temperature is 105°C.
- * 100 % mesh filter is contained at the suction end, which is replaceable.
- * The clamped joint solenoid is easy to be mounted or dis-mounted only with one screwdriver.

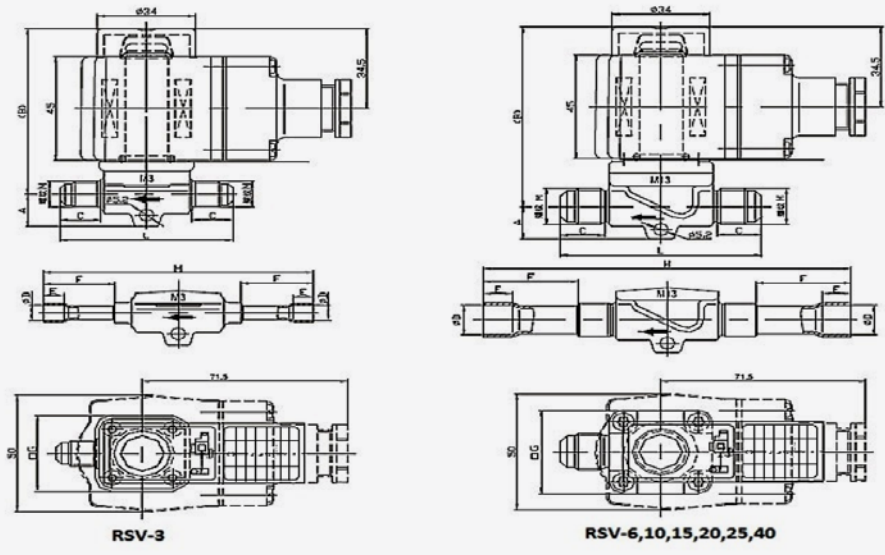


Model	Connection Type		Code Nr.		ΔP (bar)		Max. Operating Pressure (bar)	Kv (m3/)
	Flare	Welded	Flare	Welded	Min.	Max. MOPD Liquid		
RSV-3	1/4 F	1/4 S	026BD1111	026BD1100	0.0	30	40	0.27
RSV-3	3/8 F	3/8 S	026BD1112	026BD1101	0.0			0.27
RSV-6	3/8 F	3/8 S	026BD1113	026BD1102	0.05			0.8
RSV-6	1/2 F	1/2 S	026BD1114	026BD1103				0.8
RSV-10	1/2 F	1/2 S	026BD1115	026BD1104				1.9
RSV-10	5/8 F	5/8 S	026BD1116	026BD1105				1.9
RSV-15	5/8 F	5/8 S	026BD1117	026BD1106				2.6
RSV-15	3/4 F	3/4 S	026BD1118	026BD1107				2.6
RSV-15	--	7/8 S		026BD1108				2.6
RSV-20	--	7/8 S		026BD1109				5.0
RSV-20	--	1.1/8 S		026BD1110	5.0			
RSV-25	--	1.1/8 S		026BD1119	0.2			10.5
RSV-25	--	1.3/8 S		026BD1120				16
RSV-32	--	1.3/8 S		026BD1121				21
RSV-32	--	42 S		026BD1122				
RSV-40	--	42 S		026BD1123				
RSV-40	--	54 S		026BD1124				

Kv: The flow rate (m3/h) of water of density 1 t/m3 passing through the solenoid valve under the pressure differential of 100 KPa.
MOPD (Max. Opening Pressure Differential) for media in gas form is approx. 1 bar greater.



RSV Type Solenoids Technical Dimensions



Model		Overall Dimension										Threaded	Welded
		A	B	C	G	L	Thread M	φD	E	F	H		
RSV-3	1/4	14	14	14	33	60	7/16-20UNF	6.5	7	25	106	60	470
RSV-3	3/8			16		68	10.1	8					
RSV-6	3/8	14	14	16	36	70	5/8-18UNF	12.8	10	33	130	76	555
RSV-6	1/2			18		76							
RSV-10	1/2	15	15	18	45	86	7/8-14UNF	16.1	14	38	156	92	725
RSV-10	5/8			21		92							
RSV-15	5/8	19.5	19.5	22	55	106	1-1/16-14UNS	19.1	16	40	170	110	965
RSV-15	3/4			22		110							
RSV-15	7/8	19	19	22	72	110	1-1/16-14UNS	22.3	17	45	190	1420	1500
RSV-20	7/8												
RSV-20	1.1/8	26.5	26.5	22	73	110	1-1/16-14UNS	28.7	20	62	236	1500	1715
RSV-25	1.1/8												
RSV-25	1.3/8	28	28	22	86	110	1-1/16-14UNS	35.2	22	73	246	1770	2370
RSV-32	1.3/8												
RSV-32	42	32	32	22	100	110	1-1/16-14UNS	41.5	25	85	281	3860	2370
RSV-40	42												
RSV-40	54	32	32	22	100	110	1-1/16-14UNS	54.2	35	90	314	3860	3860
RSV-40	54												

◆ RSVC Coils Order Codes

Model	Suitable For	Code Nr.	Voltage	Frequency Hz	Normal Power	Protection Class	Standart DIN Connector
RSVC-9001	RSV 3-40	026BE9001	220/230 Vac	50-60Hz	10W	IP 67	-
RSVC-9002		026BE9002	12 Vdc	-	18W	IP 67	-
RSVC-9003		026BE9003	24 Vdc	-	18W	IP 67	-
RSVC-9004		026BD9004	220/230 Vac	50-60Hz	20W	IP 65	026BE9501
RSVC-9005		026BE9005	220/230 Vac	50-60Hz	20W	IP 65	026BE9502

◆ Spare Coil Connector Order Codes

Model	Code Nr.	Spec.	Voltage	Frequency Hz
RSVCC-9501	026BE9501	Standart	220/230 Vac	50-60 Hz
RSVCC-9502	026BE9502	With Led indicator	220/230 Vac	50-60 Hz

◆ Nominal Refrigerating Capacity kW

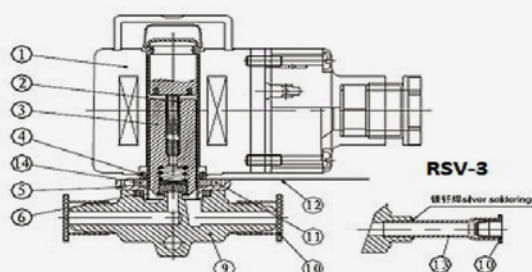
Model	Nominal Refrigerating Capacity kW								
	Liquid			Air Suction			Hot Vapor		
	R22\R407C	R134a	R404A\R507	R22\R407C	R134a	R404A\R507	R22\R407C	R134a	R404A\R507
RSV-3	5.40	5.00	3.80	--	--	--	2.50	2.00	2.00
RSV-6	16.10	14.80	11.20	1.80	1.30	1.60	7.40	5.90	6.00
RSV-10	38.20	35.30	26.70	4.30	3.10	3.90	17.50	13.90	14.30
RSV-15	52.30	48.30	36.50	5.90	4.20	5.30	24.00	19.00	19.60
RSV-20	101.0	92.80	70.30	11.40	8.10	10.20	46.20	36.60	37.70
RSV-25	201.0	186.0	141.0	22.80	16.30	20.40	92.30	73.20	75.30
RSV-32	322.0	297.0	225.0	36.50	26.10	32.60	148.0	117.0	120.0
RSV-40	503.0	464.0	351.0	57.00	40.80	51.00	231.0	183.0	188.0

◆ **The working condition of the nominal refrigerating capacity of liquid and air suction is as follows:**

Evaporation Temperature: $t_e = -10^{\circ}\text{C}$;
 Liquid Temperature before Valve: $t_l = +25^{\circ}\text{C}$;
 Pressure Drop after Solenoid Valve: $\Delta P = 15\text{KPa}$

◆ **The working condition of the nominal refrigerating capacity of hot vapor is as follows:**

Condensation Temperature: $t_c = +40^{\circ}\text{C}$;
 Pressure Drop after Solenoid Valve: $\Delta P = 80\text{KPa}$;
 Hot Vapor Temperature: $t_h = +65^{\circ}\text{C}$;
 Liquid Refrigerant Overcooling: $\Delta t = 4\text{K}$



1. Solenoid Coil (10W)
2. Return spring
3. Iron core component (modified PTFE seal)
4. O-Ring (CR)
5. Valve bonnet
6. Sealing (CR)
7. Valve core (movable)
8. Baffle
9. Valve body
10. Cap
11. Fixing screws(4)
12. Label
13. Copper tube
14. Steel washer

